
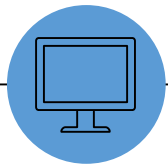



User Guidelines

Online Financing Application Portal System




Create Account



The screenshot shows the PERNAS Online Portal sign-in page. At the top, the PERNAS logo is displayed with the text "Sign in to your account to continue". Below this, the heading "Online Portal" is followed by "Online Application Submission". The form contains two input fields: "Email" with the placeholder "Enter your email" and "Password" with the placeholder "Enter your password" and an information icon. Below the password field, there are two links: "Forgot password?" on the left and "Don't have an account yet? Register Now!" on the right. A blue "Sign in" button is centered below the links, with a "Staff Login" link underneath it. A green arrow points from the "Register Now!" link to the right.

Click **Register Now!** for first time users.

Fill up the Information



The screenshot shows the PERNAS registration page. At the top left is the PERNAS logo, which consists of the word "pernas" in a bold, lowercase sans-serif font next to a circular icon with a red and orange gradient. Below the logo is the text "Register Account". The main content area is a white box with a light gray border containing several input fields and a submit button. The fields are labeled "Company Name", "Registration No", "Email", "Password", and "Confirm Password". Each label has a small blue information icon to its right. Below the "Password" field is a checkbox labeled "I'm not a robot" and a reCAPTCHA widget. At the bottom of the form is a blue "Submit" button. A green arrow points from the right side of the image towards the "Submit" button. At the very bottom of the form, there is a link that says "Already have an account? - Login Now".

pernas
Register Account

Company Name ⓘ

Registration No ⓘ

Email

Password ⓘ

Confirm Password

I'm not a robot

reCAPTCHA
Privacy - Terms

Submit

Already have an account? - [Login Now](#)

1. Enter **Company Name**, **Registration No**, **Email**, **Password** and **Confirm Password**
2. Tick **Captcha**
3. Click **Submit** button.

Information Verify Email Address



 Verify your account email address

In order to continue with account registration, the email address needs to be verified. Please click on the link that has just been sent to your email.

Already have an account? - [Login Now](#)


- Once click Submit button, the system will display information as per on the left hand side.
- The system will send an email notification for verifying purpose. Click the link to verify email address.

Note:
If you don't verify the email address, you cannot proceed the registration.


E-mail Notification – Verify Email

• PERNAS ONLINE APPLICATION : Pengesahan Emel/Email Verification

Yahoo/Inbox ★

 • **admin.s3p@pernas.my** <admin.s3p@pernas.my>
To: imie_mentari@yahoo.com

 Tue, Jan 18 at 12:02 PM ★

 External images are now more secure, and shown by default. [Change in Settings](#)



Hi, Please click the link below to verify your email address.

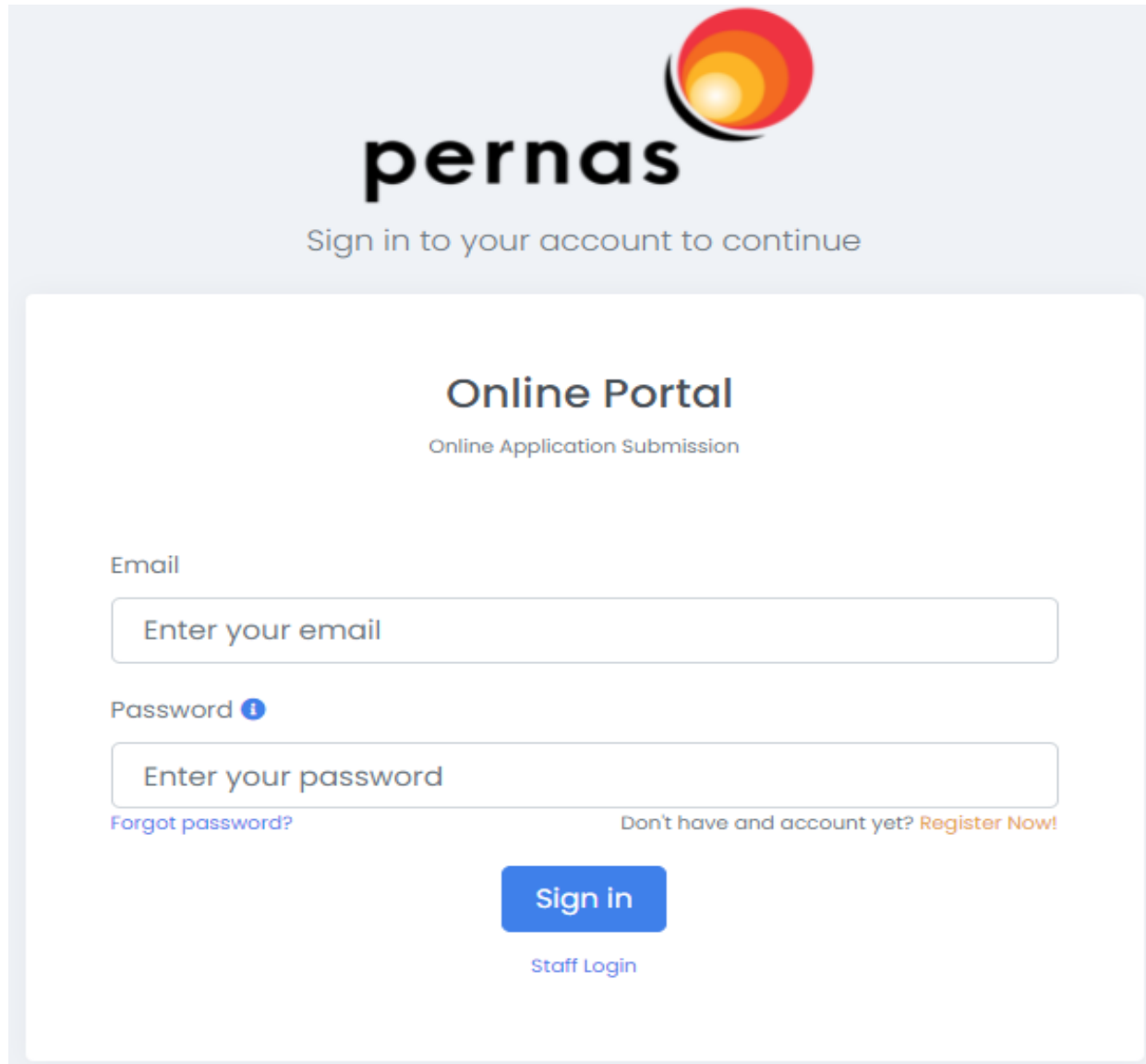
If you did not create an account, no further action is required.

[VERIFY EMAIL](#)

Thank you
PERNAS - Online Application

- You will receive a notification through your e-mail as per on the left hand side.
- Click **VERIFY EMAIL** button to verify email address and to proceed the registration process.

Log In: Register Account Detail



The screenshot shows the PERNAS online portal login page. At the top, the PERNAS logo is displayed, consisting of the word "pernas" in a bold, lowercase sans-serif font next to a circular icon with a red-to-orange gradient and a white crescent shape. Below the logo, the text "Sign in to your account to continue" is centered. The main content area is titled "Online Portal" with the subtitle "Online Application Submission". It features two input fields: "Email" with a placeholder "Enter your email" and "Password" with a placeholder "Enter your password" and an information icon. Below the password field, there are links for "Forgot password?" and "Don't have an account yet? Register Now!". A prominent blue "Sign in" button is centered at the bottom, with a "Staff Login" link below it.

pernas

Sign in to your account to continue

Online Portal
Online Application Submission

Email

Enter your email

Password ⓘ

Enter your password


[Forgot password?](#) [Don't have an account yet? Register Now!](#)

Sign in

[Staff Login](#)

*Now, you can log in to proceed registration and fill up information detail. Enter your **Email** and **Password**, then click the **Sign In** button.*

Fill up the Information



Company Information

Registration No	<input type="text" value="33333"/>	Authorised Capital	<input type="text" value="MYR"/>
Company Name	<input type="text" value="test"/>	Paid Up Capital	<input type="text" value="MYR"/>
Company Type	<input type="text" value="- Please choose -"/>	Website	<input type="text"/>
Incorporation Date *	<input type="text" value="Select Date.."/>	Business Sector *	<input type="text" value="- Please choose -"/>
Bumiputera Status *	<input type="text" value="- Please choose -"/>	Nature Of Business *	<input type="text" value="- Please choose -"/>
Syariah Compliance *	<input type="text" value="- Please choose -"/>	Business Location *	<input type="text" value="- Please choose -"/>
		Email *	<input type="text" value="irmie_mentari@yahoo.com"/>


Address

Correspondence Address		Office Address		<input type="button" value="Copy Address"/>
Address *	<input type="text"/>	Address *	<input type="text"/>	
	<input type="text"/>		<input type="text"/>	
	<input type="text"/>		<input type="text"/>	
Postcode / City *	<input type="text"/> <input type="text"/>	Postcode / City	<input type="text"/> <input type="text"/>	
State *	<input type="text" value="- Please choose -"/>	State	<input type="text" value="- Please choose -"/>	
Since *	<input type="text" value="Select Date.."/>	Since	<input type="text" value="Select Date.."/>	
Telephone No *	<input type="text"/>	Telephone No	<input type="text"/>	
Fax No	<input type="text"/>	Fax No	<input type="text"/>	

Documents

Document	View
Corporate Info (4)	
SSM Document	
Letter Offer from Franchisor	
Consent Letter	
Company Background/ History/Profile	

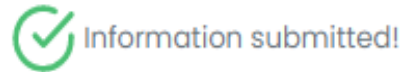
* I agree to all terms and conditions

I'm not a robot 

1. Complete the company information
2. Complete address information
3. Upload documents
4. If all information and documents are complete, click **Agree** (APPLICANT'S DECLARATION), **CAPTCHA** and **Submit** button

* Means mandatory field

Information Successfully Submitted



We have received your information and will be processed in 2 business days. We will notice you via email. Thanks!

Already have an account? - [Login Now](#)

- Once click Submit button, the system will display information as per on the left hand side.
- If your registration meets the requirement, you can get an email notification to activate the account. (Normally will be processed in 2 business days). Please refer email that has been registered for account activation.

E-mail Notification – Activate Account

• PERNAS ONLINE APPLICATION : Registration Successful

Yahoo/Inbox ★



• admin.s3p@pernas.my

To: irnie_mentari@yahoo.com



Wed, Jan 19 at 10:17 AM ★

✓ External images are now more secure, and shown by default. [Change in Settings](#)



PERNAS - Online Application

Hi,

Your account registration has been accepted. Your log in information are as follows:

Name: **test**

User ID: **irnie_mentari@yahoo.com**

Please click the link below to activate your account

[Activate Account](#)

Thank you
PERNAS - Online Application

You will receive a notification through your e-mail. Click **Activate Account** button to log in.




You can now login. Thanks!

Already have an account? - [Login Now](#)

*Once you click **Activate Account** via your email, you will be able to see the display as per on the left hand side, indicating your account has been activated.*

Log In: Apply PERNAS Business Financing



pernas

Sign in to your account to continue

Online Portal

Online Application Submission

Email

Password ⓘ

[Forgot password?](#) [Don't have an account yet? Register Now!](#)

[Sign in](#)

[Staff Login](#)

Now, you can log in to update information and apply PERNAS business financing. Enter your **Email** and **Password**, then click **Sign In** button.